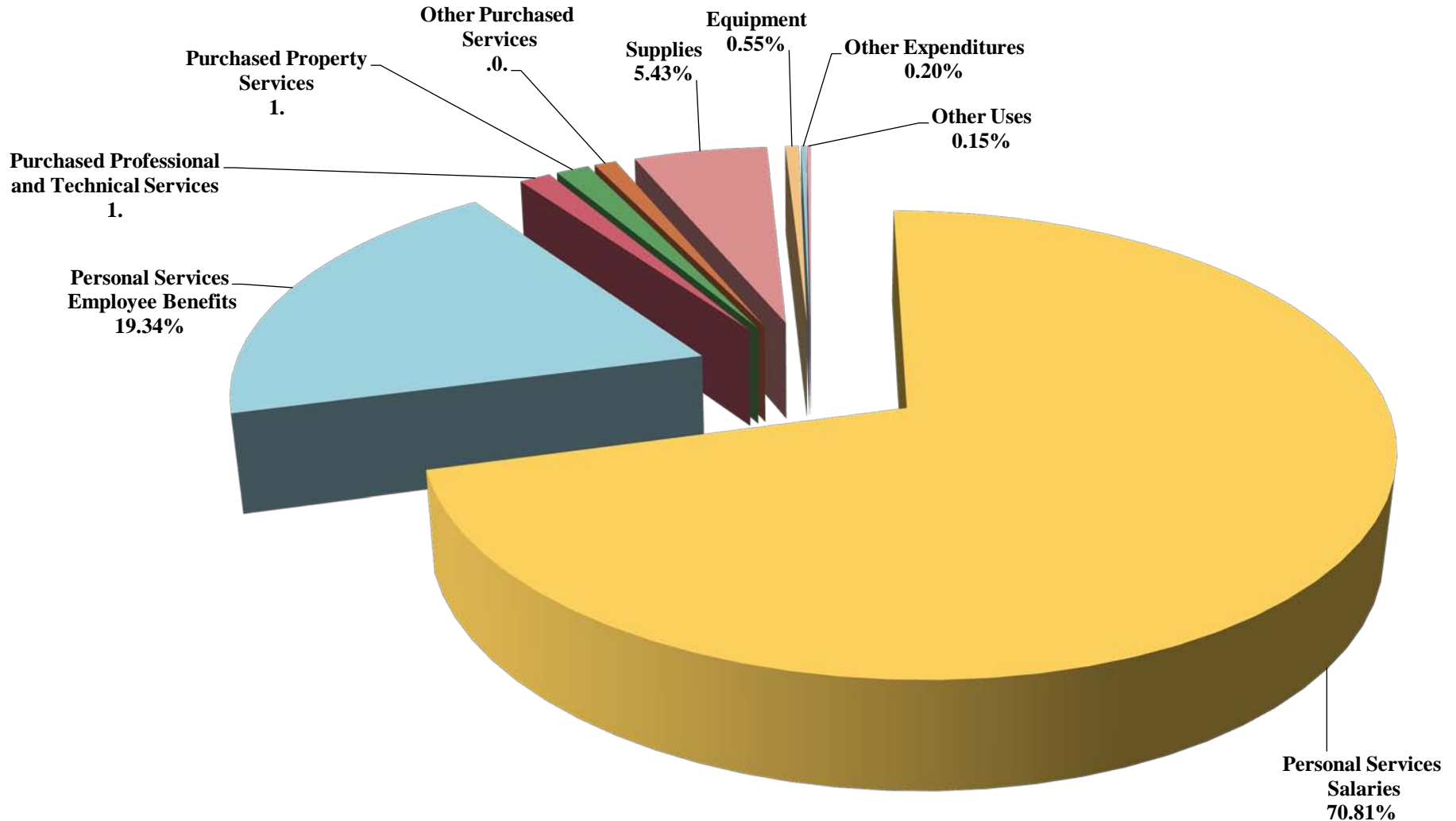


Presentation to the Board on Budget Options

February 28, 2011

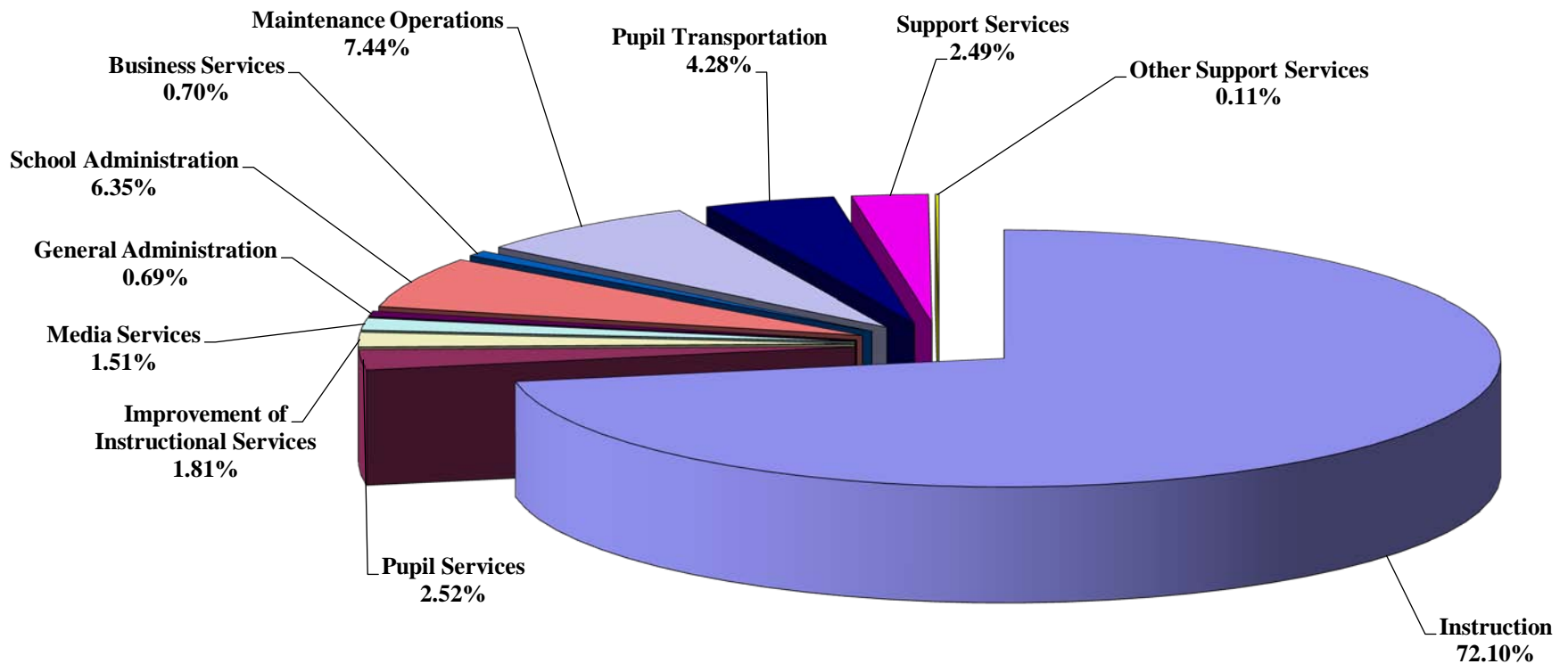
Board of Education Work Session

How is the Money Spent?



FY2011 EXPENDITURES BY OBJECT GENERAL FUND

On What is the Money Spent?



FY11 EXPENDITURES BY FUNCTION GENERAL FUND

Today's Economy

- ▶ Federal
On-going Federal Budget Deficits/Increasing Debt
 - ❖ Unemployment Skyrocketing

- ▶ State
On-going State Budget Deficits
 - ❖ Tax Revenues Down
 - ❖ Continued Decreases in QBE funding
 - ❖ Mid-year Revenue Reductions

- ▶ Local - County
 - ❖ Local Property Tax Base Declining



How does this impact CCPS ?

Potentially \$49 million in FY12

State QBE Funding Update

History of Revenue Cuts

	FY02-05	FY06	FY07	FY08	FY09	FY10	FY11	Total
Austerity	\$23.4	\$10.4	\$5.1	\$4.2	\$11.3	\$28.1	\$32.7	\$115.2 M
Other	\$5.7	\$ 2.3	\$1.2	\$2.2	\$0.0	\$1.1	\$0	\$12.5 M
Total	\$29.1	\$12.7	\$6.3	\$6.4	\$11.3	\$29.2	\$32.7	\$127.7 M

- Cumulative impact on Clayton, 2002-2011: \$127.7 million
- Equivalent to average **193.5** teachers per year for **10** years

Multi-Year Projections

	FY 09-10	FY 10-11	FY 11-12	FY 12-13
Beginning Balance	35,548,735	14,301,327	(4,803,334)	(27,007,995)
Revenues	364,760,055	338,290,576	328,937,635	328,937,635
Expenditures	386,007,463	356,852,482	350,599,541	350,599,541
Excess/(Deficit)	(21,247,408)	(19,104,661)	(22,204,661)	(22,204,661)
Ending Balance	14,301,327	(4,803,334)	(27,007,995)	(49,212,656)
Reductions Needed to Balance the Budget		(4,803,334)	(27,007,995)	(49,212,656)

Budget Timelines

- ▶ February 28th Budget Options to the Board
- ▶ March 5th Tentative Board Study Session
- ▶ March 7th Preliminary Plan to Board
- ▶ March 28th Board Adopts Preliminary Plan
- ▶ April 12th Board Adopts Final Reduction Plan
- ▶ May 2nd Tentative Budget Adoption to the Board
- ▶ May 31st Board Adopts Tentative Budget
- ▶ June 6th Public Budget Hearings
- ▶ June 27th Board Adopts Final 2011-12 Budget

How will decisions be made?

- Priorities

- Reductions Will Be Aligned With The Strategic Plan
- Remain Student Centered
- Protect Academic Rigor And The Classroom
- Remain Compassionate and Empathetic
- Remain Open and Transparent
- Remain Effective And Efficient

- Process that was followed

- Budget Suggestions Link On Website For Community And Staff Input
- Community Budget Advisory Committee
- Input From Board members And Community To Superintendent
- Meetings With Teachers, Principals And Central Office Staff

District Strategic Plan Goals

GOAL 1:	To increase academic achievement for all students in Clayton County Public Schools as evidenced by state, national and international assessment results.
GOAL 2:	To provide and maintain a safe, orderly and secure learning environment .
GOAL 3:	To create an environment that promotes active engagement, accountability, and collaboration of all stakeholders to maximize student achievement.
GOAL 4:	To effectively communicate the system's vision and purpose and allow stakeholder involvement in an effort to build understanding and support.
GOAL 5:	To provide high quality support services delivered on time and within budget to promote student academic success in the Clayton County Public Schools.
GOAL 6:	To recruit and retain highly qualified and effective staff .

2010-2011 Reorganization of Central Office BOE/Superintendent/Deputy

	2010-2011	2011-2012	2012-2013	Total Savings
Eliminate Meals for Board Meetings		20,340	20,340	40,680
Reduce Security at Board Meetings		3,617	3,617	7,234
Restructure Communications Department (3 positions affected)		121,557	127,341	254,682
Reduce Administrative Support (4 positions)		154,189	154,189	308,378
Eliminate Executive Director (Vacant due to Resignation)		125,876	125,876	251,752
Restructure Technology Department (12 positions)		389,926	389,926	779,852

Human Resources

	2010-2011	2011-2012	2012-2013	Total Savings
Restructure HR Management (5 positions)		61,865	61,865	123,730
Restructure Administrative Support (1 positions)		35,264	35,264	70,528
Reduce Human Resources Specialist (2 positions)		70,528	70,528	141,056
Restructure Front Reception Desk		35,264	35,264	70,528
Restructure Coaching & Activity Supplements (High School)		45,368	45,368	90,736
Reduce Coaching & Activity Supplements (Middle School)		67,297	67,297	134,594

Business Services

	2010-2011	2011-2012	2012-2013	Total Savings
Reorganize Purchasing (2 positions)		75,778	75,778	151,556
Reorganize Business Services		4,468	4,468	8,936
Reduce Business Services (3 positions)		236,774	236,774	473,548

Reorganization of Central Office Operations

	2010-2011	2011-2012	2012-2013	Total Savings
Eliminate Uniform Rental & Cleaning – Contract Amount		110,000	110,000	220,000
Reduce Dept 3200 Budget - Transportation		500,000	500,000	1,000,000
Reduce Coordinator of Transportation (1 position)		101,381	101,381	202,762
Reduce Transportation Manager (1 position)		63,094	63,094	126,188
Reduce Transportation Supervisor (1 position)		56,857	56,857	113,714
Reduce Bus Drivers (10 positions)		189,388	189,388	378,776
Reduce Dispatchers (1 position)		31,741	31,741	63,482
Eliminate Specialists - Transportation (3 positions)		142,227	142,227	284,454
Reduce Dept 3100 Budget- Maintenance		250,000	250,000	500,000
Eliminate Maintenance Supervisor (4 positions)		252,377	252,377	504,754
Reduce Master Technicians (OPS) (3 positions)		165,557	165,557	331,114
Reduce Technicians (2 positions)		65,176	65,176	130,352
Reduce Admin II (2 positions)		70,528	70,528	141,056

Reorganization of Central Office Teaching & Learning

	2010-2011	2011-2012	2012-2013	Total Savings
Eliminate One Cluster Support Team (3 positions)		258,294	258,294	516,588
Add Instructional Facilitator-Science (4 positions)		-326,635	-326,635	-653,270
Eliminate Coordinator Special Education (6 positions)		672,635	672,635	1,345,270
Reduce Administrative Assistant II (9 positions)		317,376	317,376	634,752
Reclassify Director to Coordinator (3 positions)		22,478	22,478	44,956
Eliminate Inclusion Specialist (2 positions)		190,528	190,528	381,056
Reduce Consultative Teachers-ARRA (46 position)		3,013,710	3,013,710	6,027,420
Reduce Consultative Teachers-General Fund (1 position)		60,613	60,613	121,226
Reduce Teacher Development Specialist (4 positions)		304,391	304,391	608,782
Reduce Training Specialist (1 position)		66,983	66,983	133,966
Eliminate Coordinator (2 positions)		215,398	215,398	430,796
Eliminate Executive Director (1 position)		146,247	146,247	292,494
Eliminate Admin Asst III (1 position)		41,295	41,295	82,590
Reclassify Administrative Assistant III to Admin II (1)		2,861	2,861	5,722
Reduce Psychologists – ARRA funded		336,150	336,150	672,300
Reduce Community/Parent Liaisons		74,008	74,008	148,016

Reorganization of Central Office

T&L

	2010-2011	2011-2012	2012-2013	Total Savings
Delay Textbook Purchases (FY2012)		2,808,278		2,808,278
Delay Textbook Purchases (FY2011)	2,415,642			2,415,642
Consolidate the IB Program at One Site		108,000	108,000	216,000
Eliminate the IB Program		231,800	231,800	463,600
Phasing out of IB Program		--	--	--
Reduce Utility Costs		1,390,871	1,390,871	2,781,742
Extend School Day by 2 Hours & Reduce the School Year by 37 days		1,261,330	1,261,330	2,522,660
Extend School Day by 2 Hours & Reduce the School Year by 37 days - Transportation		2,802,667	2,802,667	5,605,334
Privatize Campus Security		19,224	19,224	38,448
Reduce Security at Shuttle Stops		39,561	39,561	79,122
Eliminate Shuttle Service		952,346	952,346	1,904,692

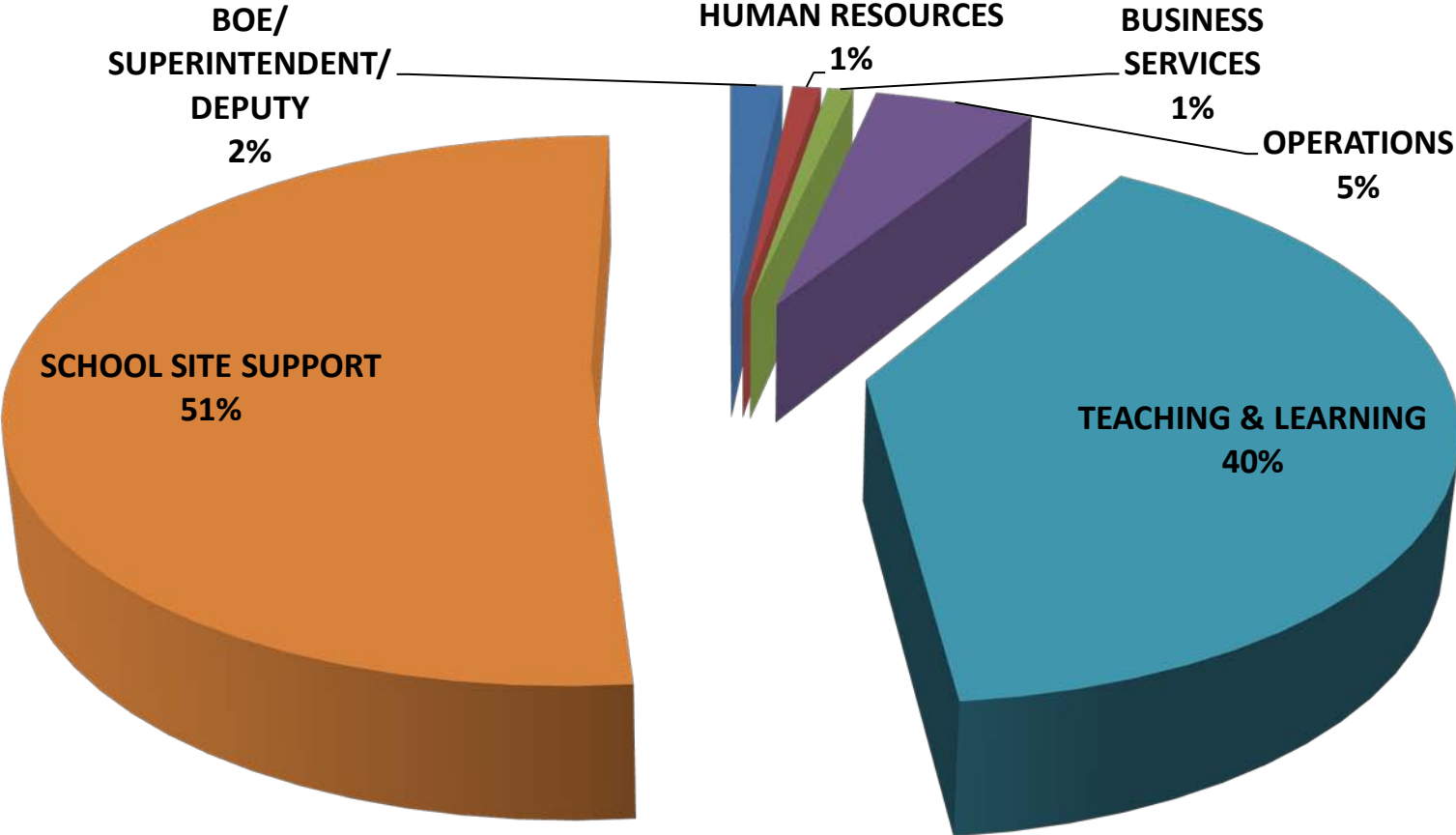
School Sites

	2010-2011	2011-2012	2012-2013	Total Savings
Reduce H.S. Assistant Principals (12 positions)		1,195,998	1,195,998	2,391,996
Reduce M.S. Assistant Principals (6 positions)		580,442	580,442	1,160,884
Eliminate Middle School Athletics (Transportation)		187,000	187,000	374,000
Eliminate Middle School Athletics (Coaching Stipends)		311,775	311,775	623,550
Reduce 7th grade Athletics (Coaching Stipends)		153,076	153,076	306,152
Reduce Elementary Art Program (18 positions)		1,107,854	1,107,854	2,215,708
Eliminate Elementary Art Program (36 positions)		2,152,300	2,152,300	4,304,600
Reduce Elementary Music Program (18 positions)		1,280,793	1,280,793	2,561,586
Eliminate Elementary Music Program (36 positions)		2,482,113	2,482,113	4,964,226
Reduce Elementary P.E. Program (24 positions)		1,791,855	1,791,855	3,583,710
Reduce Elementary Counseling Program (18 positions)		1,658,365	1,658,365	3,316,730
Eliminate Elementary Counseling Program (36 positions)		3,716,730	3,716,730	7,433,460

Reductions by Division

	2010-2011	2011-2012	2012-2013	Total Savings
BOE/SUPERINTENDENT/DEPUTY		821,289	821,289	1,642,578
HUMAN RESOURCES		315,586	315,586	631,172
BUSINESS SERVICES		317,020	317,020	634,040
OPERATIONS		1,998,326	1,998,326	3,996,652
TEACHING & LEARNING	2,415,642	15,010,409	12,202,131	29,628,182
SCHOOL SITE SUPPORT		19,287,085	19,287,085	38,574,170
Total	2,415,642	37,749,715	34,941,437	75,106,794

Total Savings



Next Steps

- ▶ Continue to monitor and evaluate the State budget proposals and the effect on CCPS
- ▶ Continue to provide communication and feedback to stakeholders
- ▶ Continue to closely monitor cash flow and expenditures (tighten our belts)
- ▶ Maintain all possible reserves until State budget is adopted
- ▶ Present options for reduction to the Board of Education on February 28, 2011
- ▶ Present a recommendation of reductions for approval to the Board of Education on April 12, 2011

Questions?